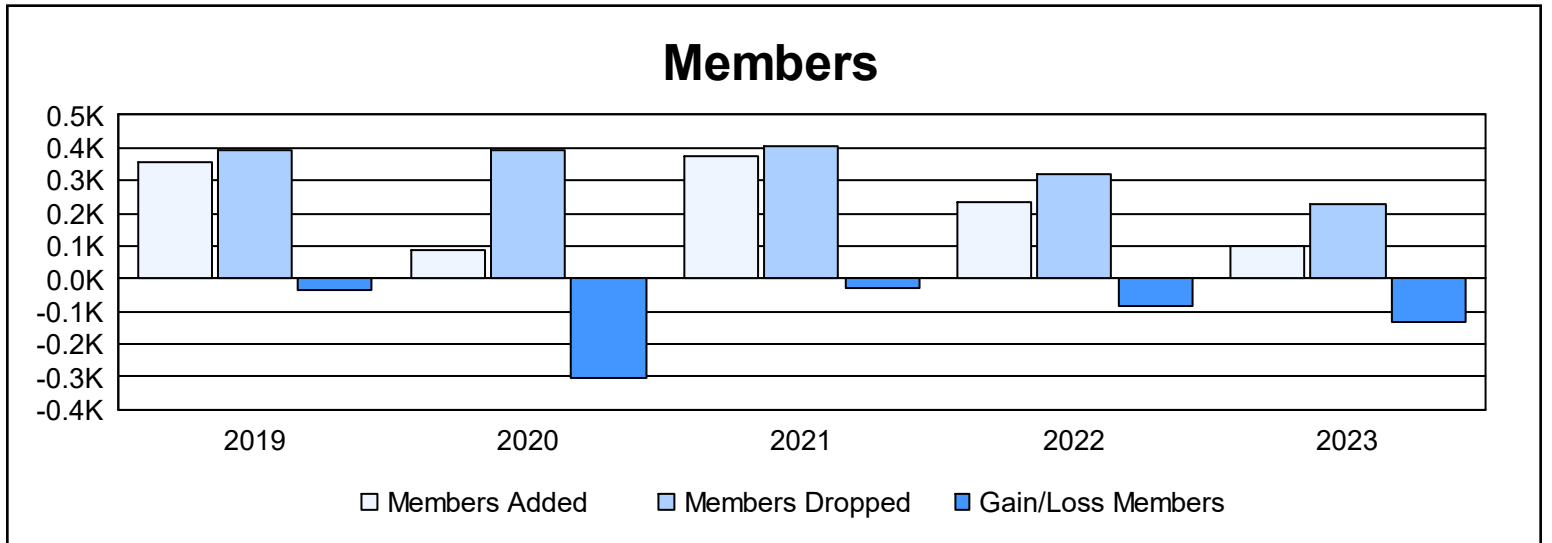
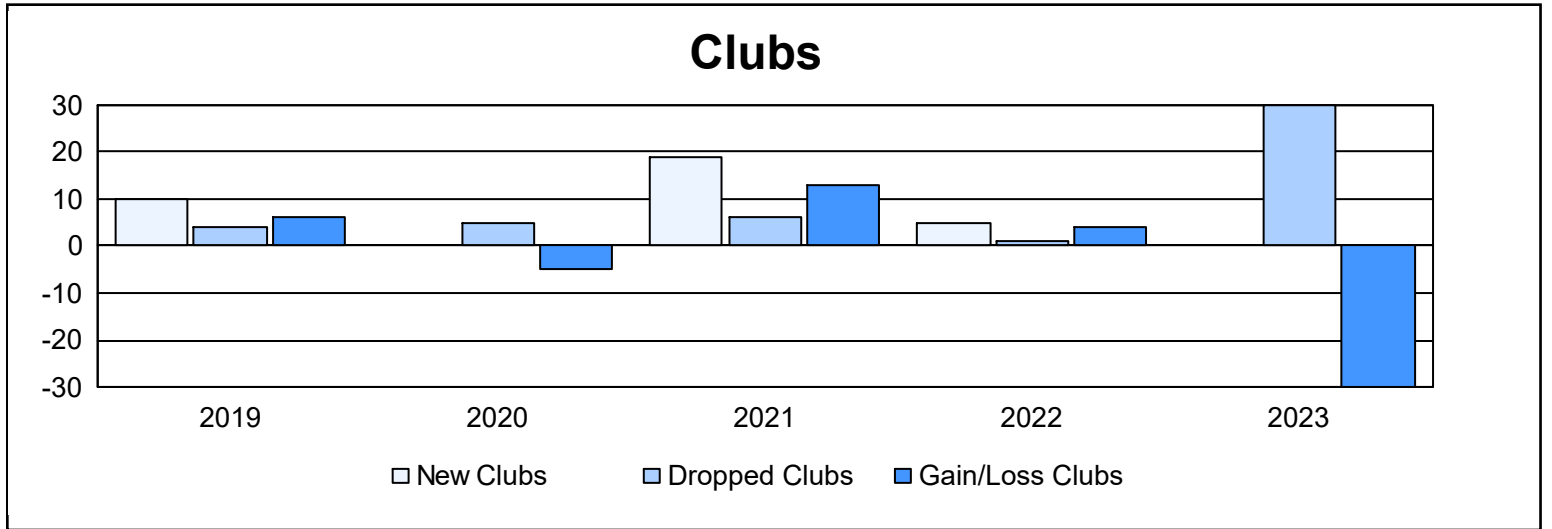
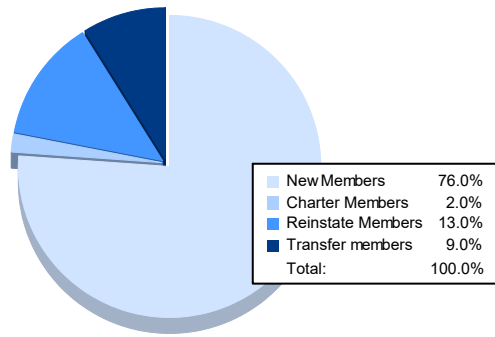


Year	New Clubs	Dropped Clubs	Gain/ Loss Clubs	New Members	Charter Members	Reinstate Members	Transfer Members	Total Member Added	Total Members Dropped	Gain/ Loss Members
2018-2019	10	4	6	137	210	3	6	356	390	-34
2019-2020	0	5	-5	58	4	16	11	89	394	-305
2020-2021	19	6	13	89	255	12	20	376	402	-26
2021-2022	5	1	4	114	101	6	13	234	317	-83
2022-2023	0	30	-30	76	2	13	9	100	230	-130
<b>Average</b>	<b>7</b>	<b>9</b>	<b>-2</b>	<b>95</b>	<b>114</b>	<b>10</b>	<b>12</b>	<b>231</b>	<b>347</b>	<b>-116</b>



### Membership Composition June 2023 Cumulative



### Gender Composition June 2023 Cumulative

